

UR 11th Graduation Ceremony 2025

Steps to Register: Only for Graduands

This guide explains how Students and guests can participate in UR 11th Graduation Ceremony by registering online and checking in on the Ceremony Day.

Step 1: Visit the Platform

Go to the official website: <https://hitamospace.ur.ac.rw>

Step 2: Click on “Events.” Select UR 11th Graduation Ceremony and click “View Details” or “Free Entrance” to access the registration page.

Step 3: Click “Register Now” to begin the process.

Step 4: Enter your email address in the provided field. Click “Request Password” to receive a One-Time Password (OTP) sent to your email.

Step 5: Find the message containing your 9-digit OTP code in your email.

Step 6: Copy and Paste the copied OTP code into the password field on the website, then click on “Verify & Continue.” Button.

Step 7: Fill in your personal information and details of one additional guest. After completing all fields, click “Register to Attend.”

Step 8: After successful registration, you will receive a Confirmation Invitation via email for both you and your guest.

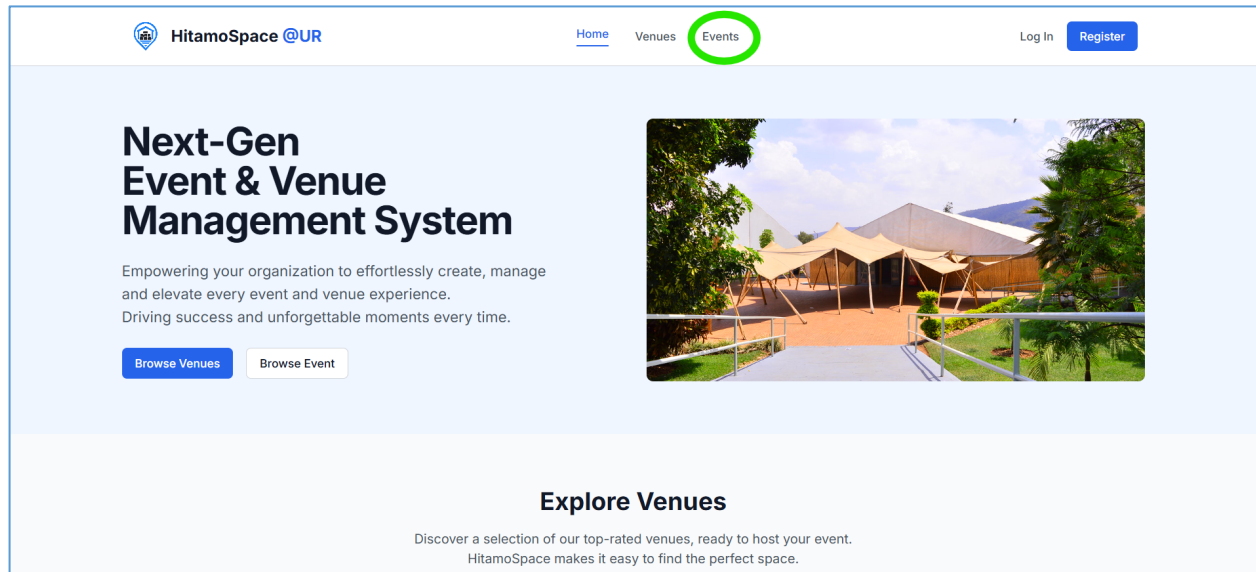
- **Download** the confirmation invitation — this will serve as your entry ticket.

Step 9: Event Day Check-In

- Present your **Confirmation Invitation** (either on your smartphone or printed in color).

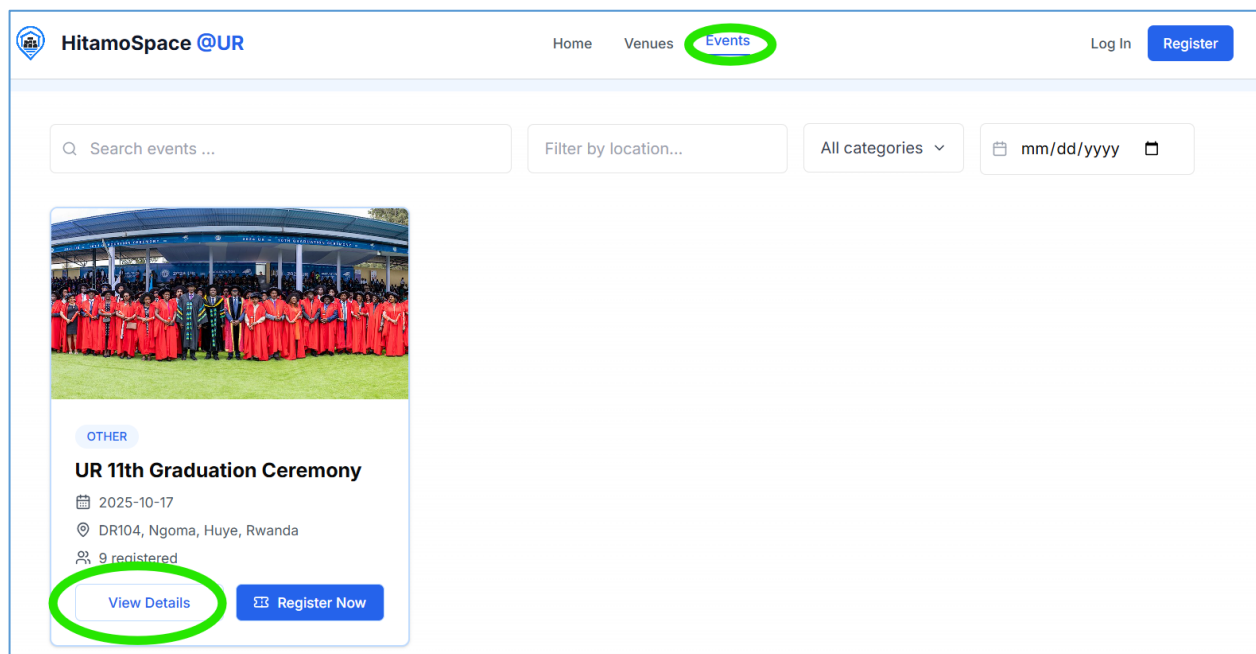
Step 1: Visit the Platform

Go to the official website: <https://hitamospace.ur.ac.rw>



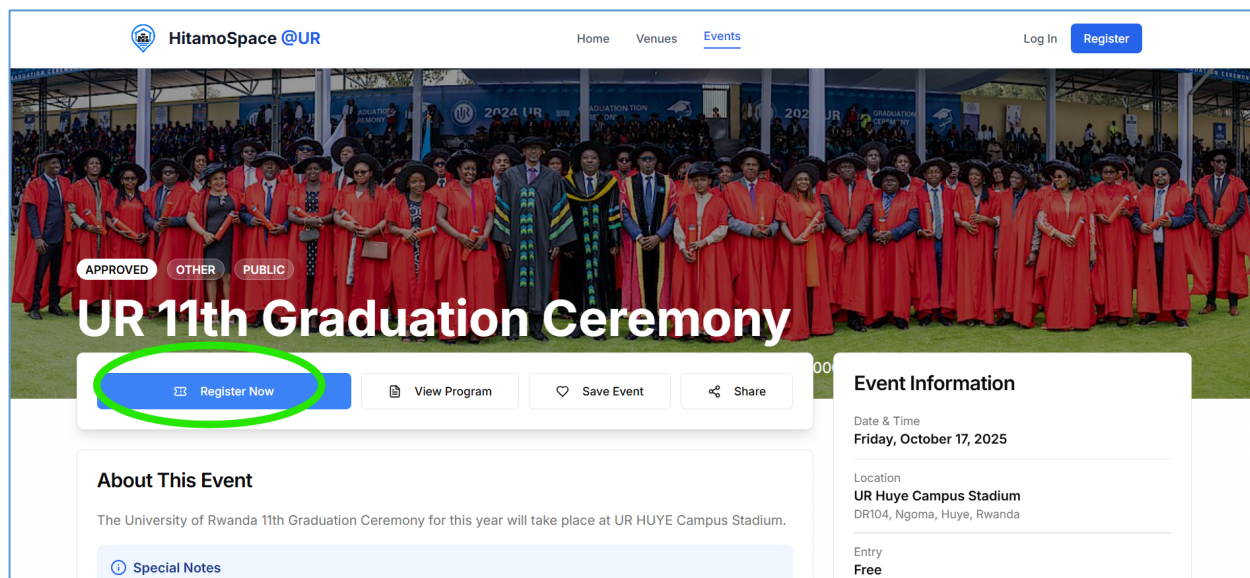
Step 2: View Available Events

- Click on “Events.” Select **UR 11th Graduation Ceremony** and click “View Details” or “Free Entrance” to access the registration page.



Step 3: Start Registration

- Click “Register Now” to begin the process.

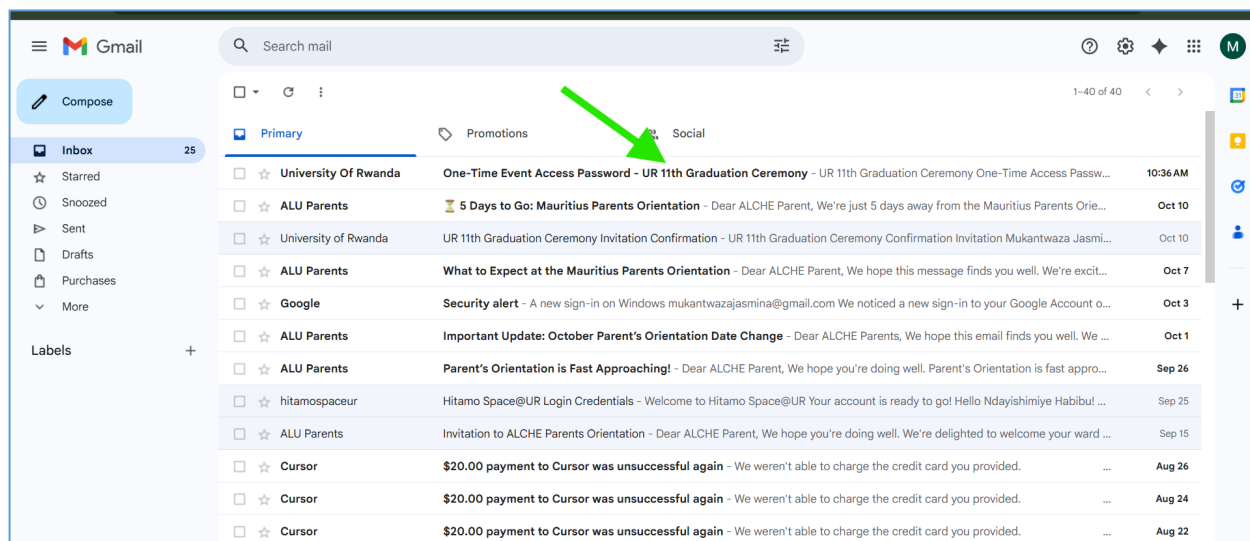


Step 4: Enter your email address in the provided field. Click “Request Password” to receive a One-Time Password (OTP) sent to your email.

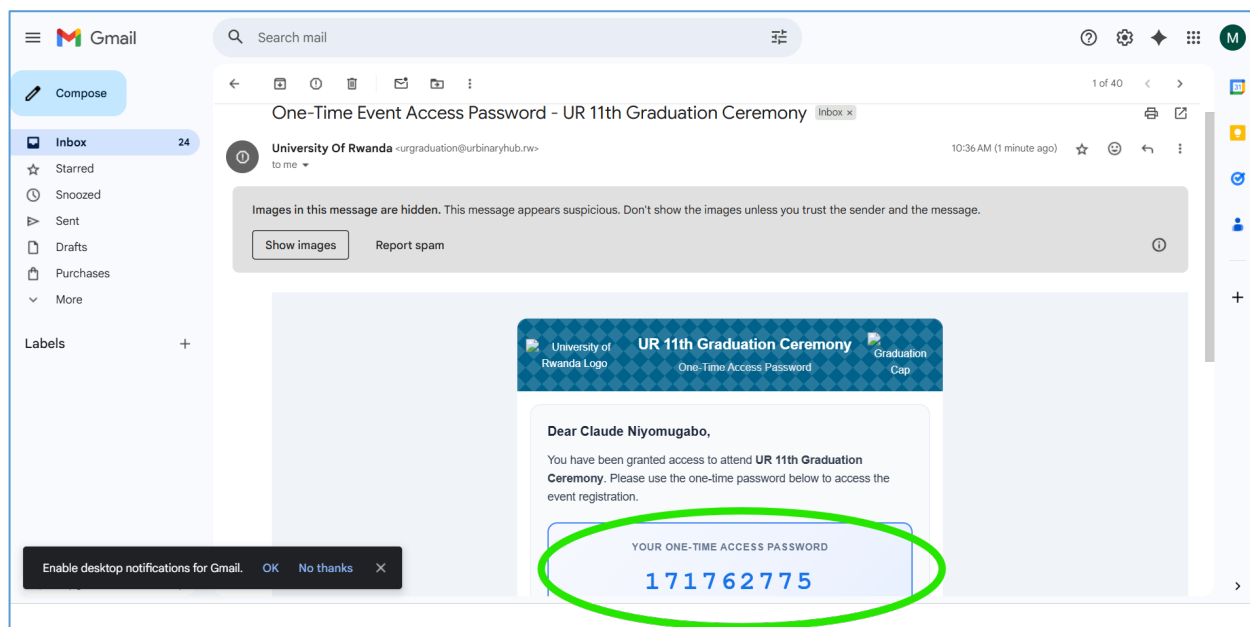
The screenshot displays the 'Event Registration Verification' form. It has a title bar with a close button (X). Below the title, there are two tabs: 'Request Password' (active) and 'Verify & Register'. A light blue instruction box states: 'Enter your email address and registration number to request password for verification and registration.' It also includes a warning icon and text: 'If you need any help or support, feel free to reach us at: 0786779666'. Below this, there is an 'Email Address' label and a text input field containing 'Youremail@gmail.com'. At the bottom, there are two buttons: 'Cancel' and 'Request Password' (highlighted with a green circle).

Step 5: Retrieve the OTP

- Open your email inbox.



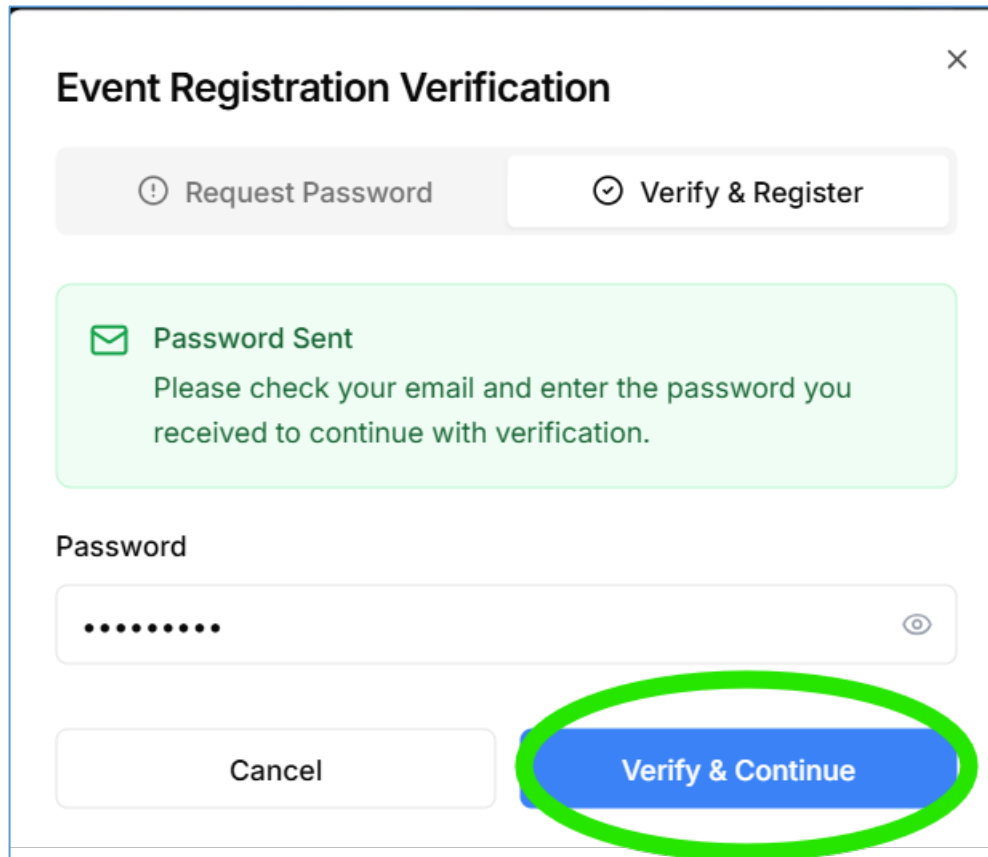
- Find the message containing your 9-digit OTP code. Copy the code.



Step 6: Verify and Continue

- Paste the copied OTP code into the password field on the website.

Click “Verify & Continue.”



The image shows a modal dialog box titled "Event Registration Verification" with a close button (X) in the top right corner. At the top, there are two tabs: "Request Password" (disabled, with a warning icon) and "Verify & Register" (active, with a checkmark icon). Below the tabs is a green success message box with an envelope icon, stating "Password Sent" and "Please check your email and enter the password you received to continue with verification." Underneath this is a "Password" label and a text input field containing eight dots, with a toggle icon on the right. At the bottom, there are two buttons: a "Cancel" button and a "Verify & Continue" button. The "Verify & Continue" button is highlighted with a thick green oval.

Step 7: Fill in your personal information and details of one additional guest .After completing all fields, click “Register to Attend.”

Attendee 1

Full Name * Claude Niyomugabo

Email * mukantwazajasma@gmail.com

☒ National ID ☐ Passport ID

13254235346457

Phone Number * +250 786779555

Gender * Male

Position * Student

Organization CST

Mode of Transport * Public transport

Departure District * Nyaruguru

+ Add Another Attendee

Register To Attend

Summary

Event
UR 11th Graduation Ceremony

Date
10/17/2025

Venue Location
NR1, Ngoma, Huye, Huye, Rwanda

Event Type
OTHER

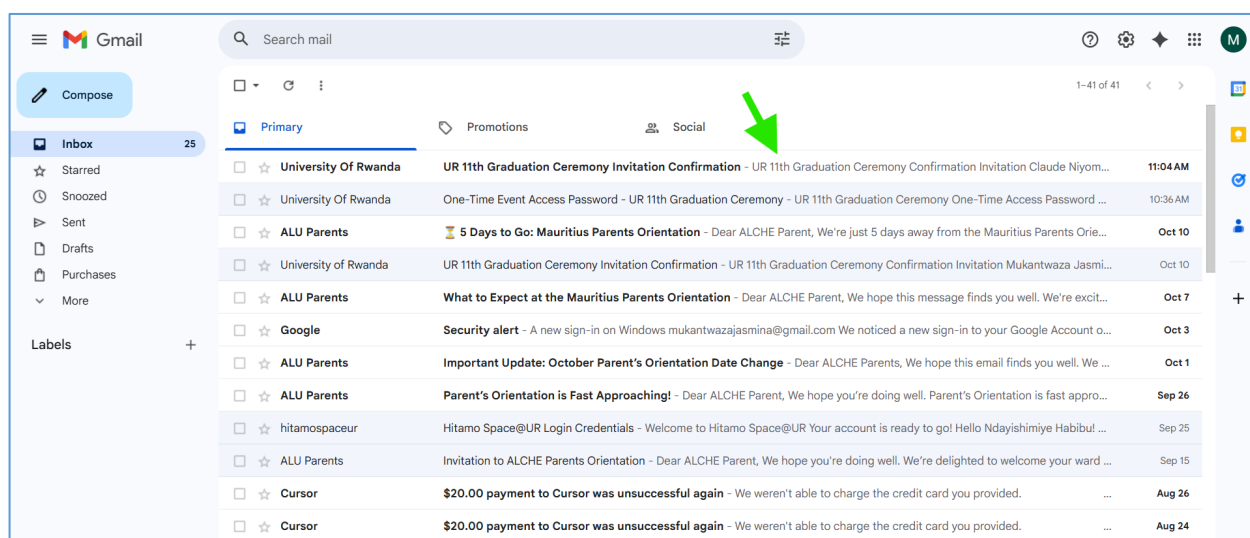
Attendees
1 person

Registration Type
Group Registration



Total Cost
Free

Questions? Contact the event organizer for assistance.

Step 8: After successful registration, you will receive a Confirmation Invitation via email for both you and your guest.





- **Download** the confirmation invitation — this will serve as your entry ticket.

**UR 11th Graduation Ceremony**
Confirmation Invitation

Claude Niyomugabo

POSITION	EMAIL
Student	mukantwazajasmina@gmail.com
ORGANIZATION	GENDER
CST	Male
VENUE	DAY/TIME
UR Huye Campus Stadium	Friday, October 17, 2025 09:00 - 13:00

Check-in Codes



Visit ur.ac.rw for more information. © 2025 University of Rwanda. All rights reserved.

Download Invitation Confirmation

Step 9: Event Day Check-In

On the day of the event:

- Present your **Confirmation Invitation** (either on your smartphone or printed in color).

For more Support, Contact: **Call 0786 779 666 / 0790 028 399**